

# KUBUS

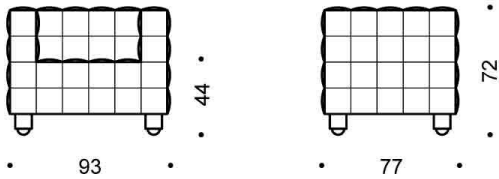
DESIGN: Josef Hoffmann

A classic example of Hoffmann's strict geometrical lines and the quadratic theme in his work is the Kubus armchair, designed in 1910 and handcrafted to perfection. Wittmann has created a matching sofa.



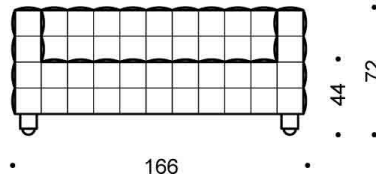
---



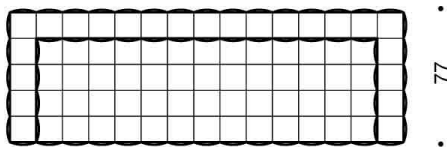
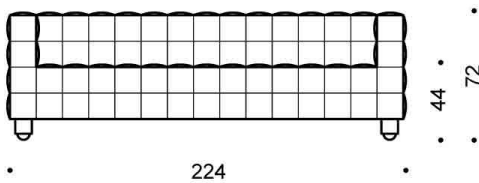
8012



8020



8030



	8012	8020	8030
<b>Sitzbreite in cm:</b>			
<b>seating width in cm:</b>	62	135	195
<b>Sitzbreite in inches:</b>			
<b>seating width in inches:</b>	24,41	53,15	76,77
<b>Sitztiefe in cm:</b>			
<b>seating depth in cm:</b>	62	62	62
<b>Sitztiefe in inches:</b>			
<b>seating depth in inches:</b>	24,41	24,41	24,41
<b>w/h/d/sh in inches:</b>	36,61x28,25x30,31x17,32	65,35x28,25x30,31x17,32	88,19x28,25x30,31x17,32

**Technische Beschreibung:**

**Gestell:** Holzkonstruktion  
**FüÙe:** Buche schwarz gebeizt  
 Halbkugelabschluß silber lackiert, Metallgleiter

**Polsterung:**  
**Sitzteil:** elastische Begurtung, Polymousse - Sandwichaufbau  
**Rückenlehne:** elastische Begurtung, Polymousse - Sandwichaufbau  
**Armlehne:** Polymousse - Sandwichaufbau  
**Bezug:** Lederbezug, quadratische Teilung auf allen Flächen, dünner Rundkeder in allen Nähten, blinde Haftung an den Kreuzungspunkten

**technical description:**

**frame:** wooden construction  
**legs:** beech black stained  
 semicircular closure silver lacquered, metal glides

**upholstery:**  
**seat:** elastic webbing, polyurethane foams sandwich layered  
**backrest:** elastic webbing, polyurethane foams sandwich layered  
**armrest:** polyurethane foams sandwich layered  
**cover:** leather cover, square partition on all areas, thin piping in all seams, hidden tacking on the crosspoints

Falten sind design- verarbeitungs-, stoff-, bzw. benützungsbedingt und stellen keinen Reklamationsgrund dar.  
 Creases are due to design, workmanship and fabric, respectively use and are no cause for claims.